

A Conceptual Framework on Effectiveness of Human Resource Management Impact on Improving HR Policies

K SUDHA, ASSISTANT PROFESSOR
DEPARTMENT OF SCIENCE AND HUMANITIES
ST. MARTIN'S ENGINEERING COLLEGE, DHULAPALLY, SECUNDERABAD-500100

Abstract

This study examines and analyzes the role of Human Resources Policies on improving the effectiveness of Human Resource Management. The aim of this study is to analyze the main indicators of organizational management that includes four subscales, Training, Self-development, Promotions and Performance appraisal of manpower recruited in an organization.

This investigation to contemplate the connection between work fulfillment and wellbeing. A deliberate survey and meta-investigation of 485 examinations with a consolidated example size of 2,67,995 people was led, assessing the exploration proof connecting self-report proportions of employment fulfillment to proportions of physical and mental prosperity. The general connection consolidated over all wellbeing measures was $r = 0.312$ (0.370 after Schmidt-Hunter change). Job satisfaction was most firmly connected with mental/psychological problem.

Keywords: Human Resource, Education, Management, and HR Policies

Introduction

This project aims at gaining an overall knowledge of HR policies, organizational-structure and compensation management of Hetero drugs and comparing it with other top companies. This provides as the basis for total learning about how a good HR Policy helps a company to grow by utilizing the human resource which is one of the most important assets of any company.

A business unit needs employees to look after different activities. This is called labor or human asset. Such human asset should be grown completely so it will gain positive commitment for the ground and success of a specialty unit.

For this methodical turn of events and the board of HR is fundamental. Human Resource Management (HRM) manages:

- (a) Training
- (b) Self-DEVELOPMENT
- (c) Promotions
- (d) Performance examination of labor enlisted in an association.

HRM is a composed learning experience planned for coordinating the hierarchical requirement for vocation development and advancement. It is a procedure including arrangement of learning exercises

intended to gain wanted degree of capability among workers. HRM is a ceaseless procedure and it needs cash. Such venture makes a group of effective, talented and prepared labor which carries achievement and security to a specialty unit. HRM programs offer many advantages to an organisation.

Statement of Problem

Faragher E B et al (2005) did a meta-examination to contemplate the connection between work fulfillment and wellbeing. A methodical survey and meta-examination of 485 investigations with a joined example size of 267 995 people was directed, assessing the exploration proof connecting self-report proportions of employment fulfillment to proportions of physical and mental prosperity. The overall correlation combined across all health measures was $r = 0.312$ (0.370 after Schmidt-Hunter adjustment).

Work fulfillment was most unequivocally related with mental/psychological issues; most grounded connections were found for burnout (redressed $r = 0.478$), self-esteem ($r = 0.429$), discouragement ($r = 0.428$), and anxiety ($r = 0.420$). The relationship with subjective physical ailment was more unassuming ($r = 0.287$). Relationships in overabundance of 0.3 were uncommon in this setting. The connections found recommended that work fulfillment level was an imperative calculate affecting the wellbeing of specialists. Organizations ought to incorporate the advancement of push administration approaches to recognize and annihilate work homes that cause most work disappointment as portion of any work out pointed at progressing worker wellbeing.

Srivastav Deepak (2005) opines that public sector reforms have brought changes in the managerial function. Bradley, Don E et al (2004) did a survey on Self-employment and job satisfaction: investigating the role of self-efficacy, depression, and seniority. HP Technology (2004) is of the viewpoint that with an increasing number of workers eager to find a greater work/life balance, one has to find out what one can do now to keep the employees happy.

Improve your employees' job satisfaction by providing workers with responsibility Staff WorkZ (2004), in his job satisfaction and retention survey found out that salary has become the top issue as to why people "stay," or "leave" their organization for another. Sial (2011) the motivation behind this examination is to test into the impacts of HRM practices in particular advancement, execution assessment and pay on hierarchical duty of employees of Universities in Pakistan.

(2011) the think about comprehensively assesses the relationship between HPWS and organization commitment and the level of organizational commitment among sexual orientation (male and female), nature of residency (standard and contract workers) and work involvement. Comes about based on academic faculty test of 616 from 22 open division colleges of Pakistan appear that HPWS is emphatically and essentially related with organizational commitment. Kruskal-Wallis test uncovers that there's no critical distinction in organization commitment of male and female scholastic workforce. Ardts et. al.

(2011) the study went beyond previous research on leader-member exchange (LMX) by examining employees who are supervised by more than one boss. Using data from 122 PhDs from a Dutch university, the current study had three research objectives. First, to examine the effects of PhDs' LMX with both their promoter and their assistant promoter on affective organizational commitment (AOC).

Research Objectives

To consider the HR Approaches of the company.

To consider the revisions made within the HR Approaches of hetero drugs since the time of incorporation.

To discover out the key strategies that creates the HR policy successful

To incorporate the amendments within the base approach and plan a last policy.

Research Questions

Are you satisfied with the external recruitment sources performed in your organization.

Are you satisfied with the monetary reward given on bringing a candidate on board?

The induction programme of your organization is informal type.

For Employee performance is the training need analyzed in your organization.

Who does you report / share if you have any grievances?

How often you complaints and grievance being taken care off?

How long your superior takes on a complaint (duration of handling process)?

To what level the Management is effective in grievance settlement?

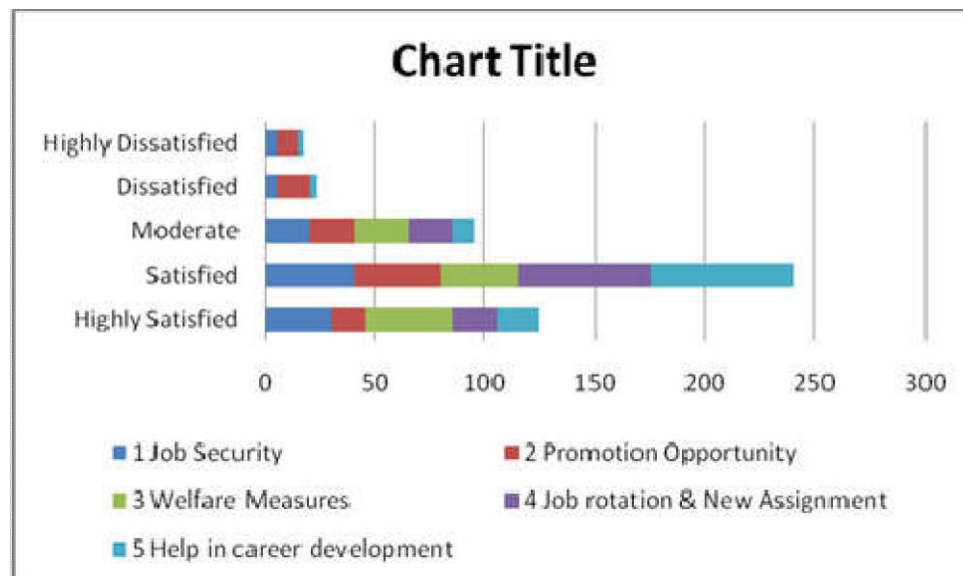
Research Methodology

- Interview
- Observation

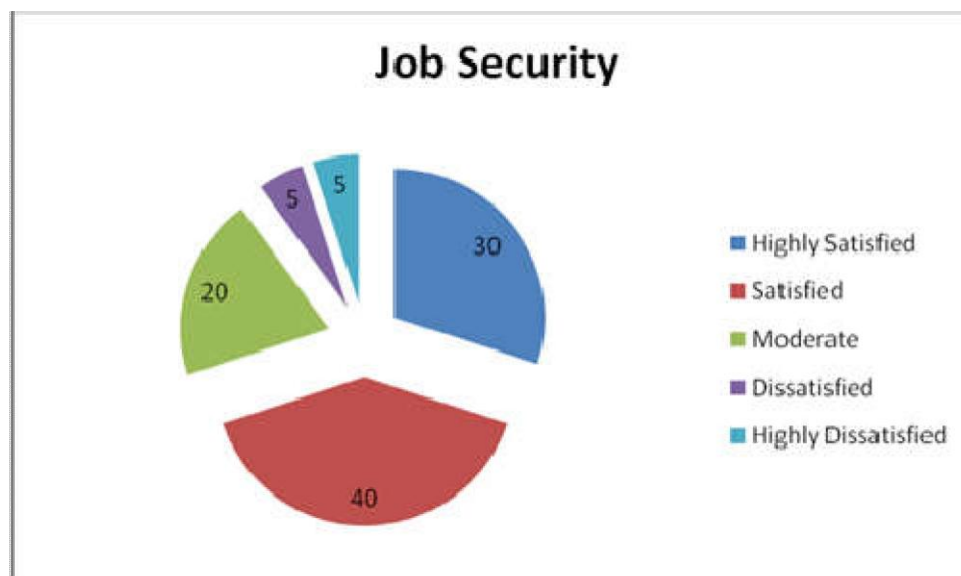
Data Analysis

Please indicate the strategies that are available in your organization. Rate how important each strategies are important to you, on a scale from 1 to 5

| S.No | Strategies | Highly Satisfied | Satisfied | Moderate | Dissatisfied | Highly Dissatisfied |
|------|-------------------------------|------------------|-----------|----------|--------------|---------------------|
| 1 | Job Security | 30 | 40 | 20 | 5 | 5 |
| 2 | Promotion Opportunity | 15 | 40 | 20 | 15 | 10 |
| 3 | Welfare Measures | 40 | 35 | 25 | 0 | 0 |
| 4 | Job rotation & New Assignment | 20 | 60 | 20 | 0 | 0 |
| 5 | Help in career development | 20 | 65 | 10 | 3 | 2 |



| S.No | Strategies | Highly Satisfied | Satisfied | Moderate | Dissatisfied | Highly Dissatisfied |
|------|--------------|------------------|-----------|----------|--------------|---------------------|
| 1 | Job Security | 30 | 40 | 20 | 5 | 5 |

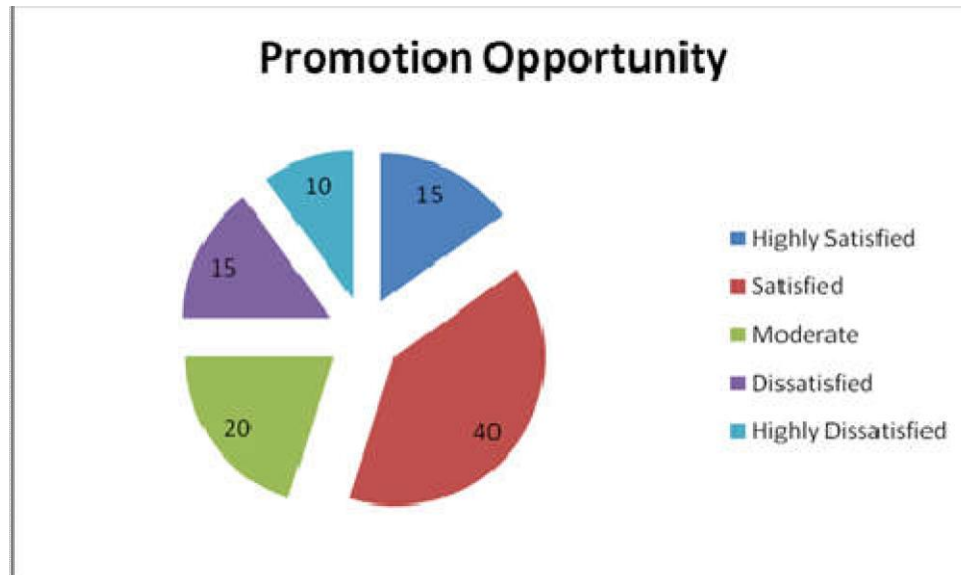


Interpretation

From the above table and graph we can state that 30% employees says highly satisfied for the job security, 40% employees says satisfied for the job security, 20% employees says moderate for the job security, 5% employees says dissatisfied for the job security, 5% employees says highly dissatisfied for the job security.

Promotion opportunity

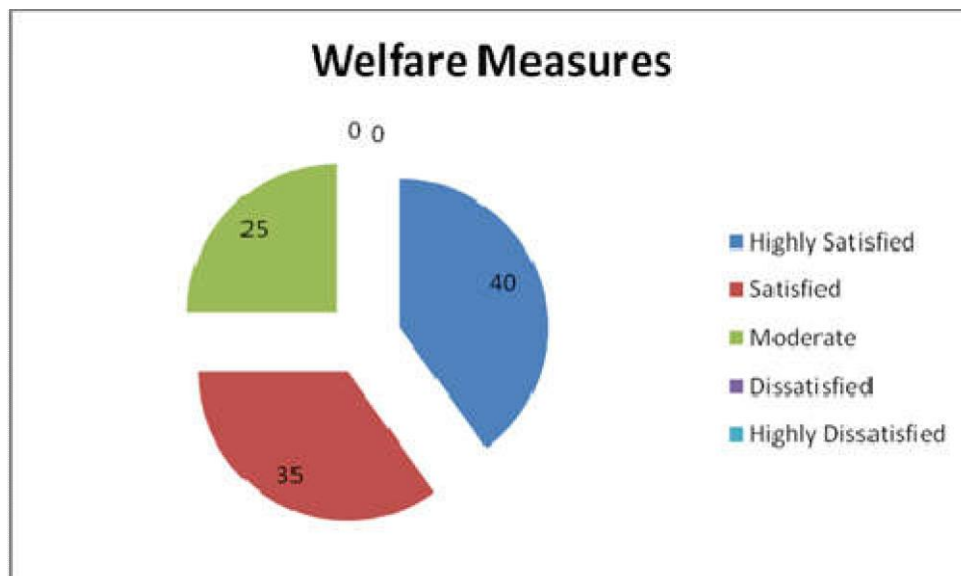
| S.No | Strategies | Highly Satisfied | Satisfied | Moderate | Dissatisfied | Highly Dissatisfied |
|------|-----------------------|------------------|-----------|----------|--------------|---------------------|
| 1 | Promotion Opportunity | 15 | 40 | 20 | 15 | 10 |

**Interpretation**

From the above table and graph we can state that 15% employees says highly satisfied for the promotion opportunity, 40% employees says satisfied for the promotion opportunity, 20% employees says moderate for the promotion opportunity, 15% employees says dissatisfied for the promotion opportunity, 10% employees says highly dissatisfied for the promotion opportunity.

Welfare measures

| S.No | Strategies | Highly Satisfied | Satisfied | Moderate | Dissatisfied | Highly Dissatisfied |
|------|------------------|------------------|-----------|----------|--------------|---------------------|
| 1 | Welfare Measures | 40 | 35 | 25 | 0 | 0 |

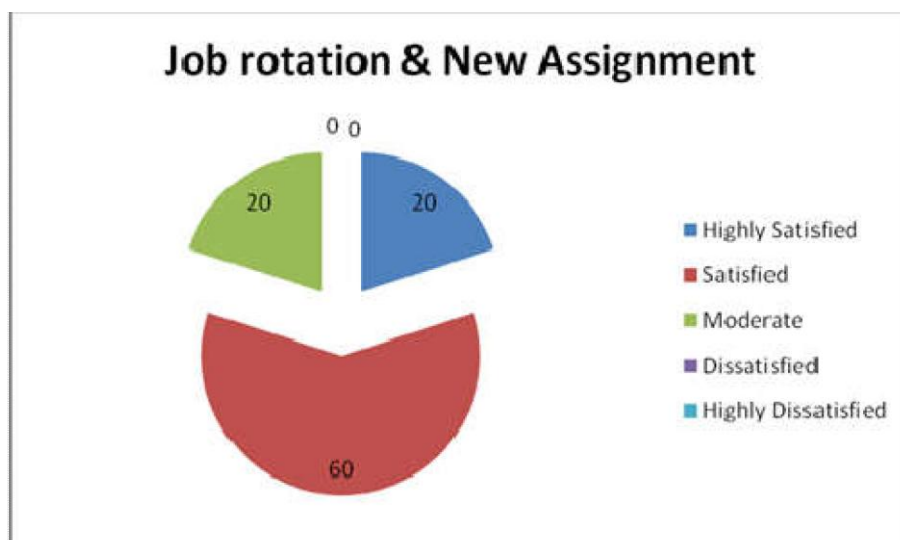


Interpretation

From the above table and graph we can state that 40% employees says highly satisfied for the welfare measures, 35% employees says satisfied for the welfare measures, 25% employees says moderate for the welfare measures, 0% employees says dissatisfied & highly dissatisfied for the welfare measures.

Job Rotation

| S.No | Strategies | Highly Satisfied | Satisfied | Moderate | Dissatisfied | Highly Dissatisfied |
|------|-------------------------------|------------------|-----------|----------|--------------|---------------------|
| 1 | Job rotation & New Assignment | 20 | 60 | 20 | 0 | 0 |

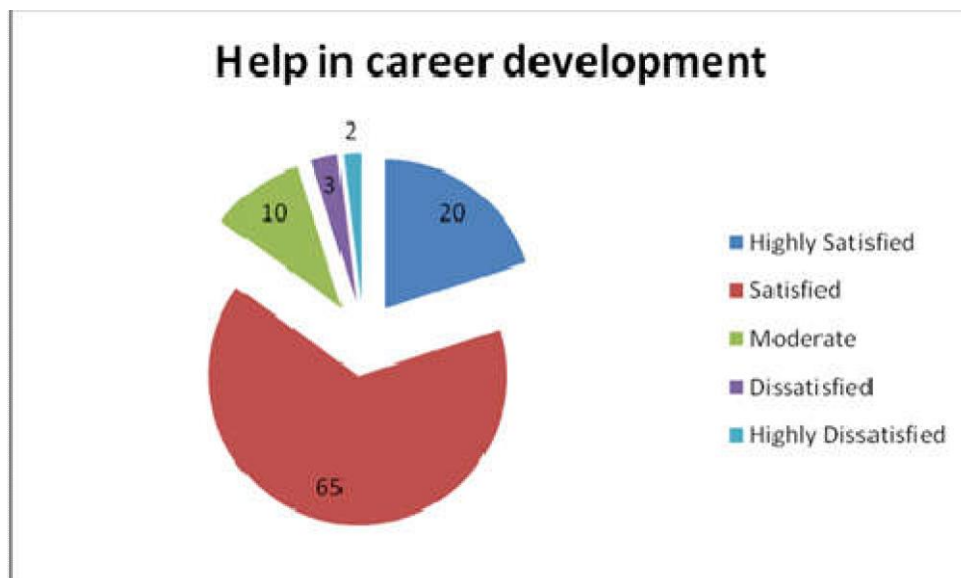


Interpretation

From the above table and graph we can state that 20% employees says highly satisfied for the job rotation, 60% employees says satisfied for the Job rotation, 20% employees says moderate for the job rotation, 0% employees says dissatisfied & highly dissatisfied for the job rotation.

Career Development

| S.No | Strategies | Highly Satisfied | Satisfied | Moderate | Dissatisfied | Highly Dissatisfied |
|------|----------------------------|------------------|-----------|----------|--------------|---------------------|
| 1 | Help in career development | 20 | 65 | 10 | 3 | 2 |

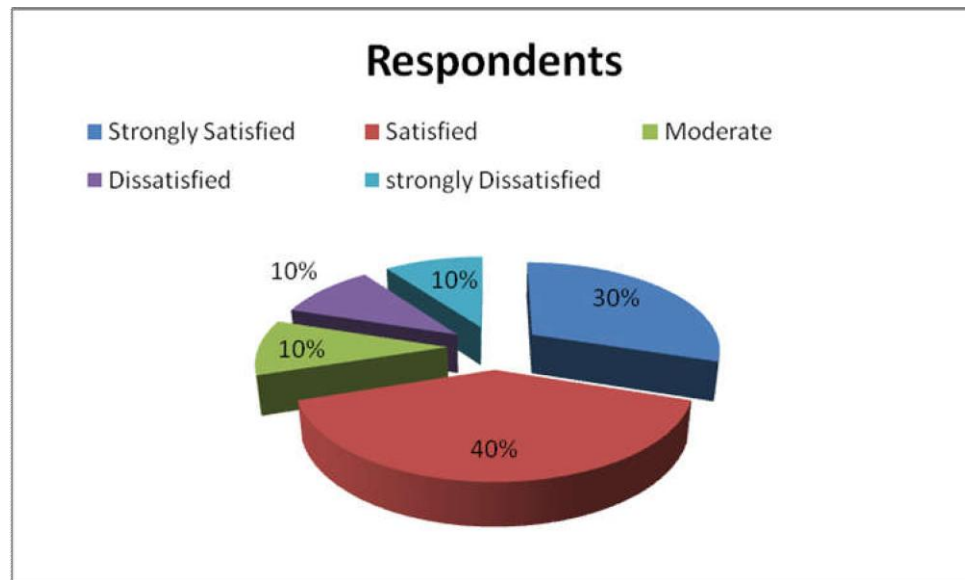
**Interpretation**

From the above table and graph we can state that 20% employees says highly satisfied for the help in career development, 65% employees says satisfied for the help in career development, 10% employees says moderate for the help in career development, 3% & 2% employees says dissatisfied & highly dissatisfied respectively for the help in career development.

Rewards and Recognition

1. Are you satisfied with the monetary rewards?
 a. Strongly Satisfied b. Satisfied c. Moderate d. Dissatisfied e. strongly Dissatisfied

| Particulars | Respondents |
|-----------------------|-------------|
| Strongly Satisfied | 30 |
| Satisfied | 40 |
| Moderate | 10 |
| Dissatisfied | 10 |
| strongly Dissatisfied | 10 |



Interpretation

Above analysis states that 40% of the employees feels satisfied with the monetary rewards, 30% strongly satisfied and the remaining 10% each feels moderate, dissatisfied and strongly dissatisfied.

Findings

1. 40% of the employees satisfied with the external recruitment sources performed in the organization, 20% strongly satisfied, 20% moderate and the remaining 10% each feels dissatisfied and strongly dissatisfied.
2. 30% of the employees satisfied with the monetary reward given on bringing a candidate on board, 25% strongly satisfied and the remaining 15% each feels moderate, dissatisfied, and strongly dissatisfied.
3. 50% of the employees strongly satisfied with the background checks conduct for employees, 30% satisfied, 10% feels moderate and the remaining 5% each feels dissatisfied and strongly dissatisfied.
4. 50% of the employees satisfied with the monetary limits given to you for the expenses, 15% each feels strongly satisfied and moderate, and the remaining 10% each feels dissatisfied and strongly dissatisfied.
5. From the above table and graph we can interpret that for the statement of “for employee performance, does your organization conducts training programs” employees response is 95% of the employees says yes and 5% says no.
6. 50% employees feels satisfied with the Class room method adopted by your organization to train the employees, 30% strongly satisfied, 10% feels moderate and the remaining 5% each feels dissatisfied and strongly dissatisfied.
7. 40% of the employees agree with effectiveness of training program in Organization is evaluated by observing the post training performance of employees, 30% strongly agree, 20% neutral and the remaining 5% feels disagree and strongly agree.

Suggestions

1. The company ought to center its consideration more on campus interviews to pull in youthful potential workers who have the enthusiasm to realize objective for themselves and the company
2. The company can take up short-term ventures with modern advances and settled due dates to bring out competitiveness and cutting edge approach by the employees.
3. Endeavors for making preparing and improvement groups client inviting ought to be kept proceeded

4. Employees support, proposals, thoughts got to be energized by boss which can persuade the employees and will result in higher level of work fulfillment
5. Performance appraisal framework has to be Altered by embracing the right framework to degree the performance of employees and it'll make the employee feel fulfilled for being recognized
6. The company should provide the suitable acknowledgment for the contributions and achievements made by employees. A adaptable compensate framework ought to be received by organization to move forward employee motivation.

Wages and salary administration process ought to have a more scientific approach laying push on break even with compensation for break even with work done.

Discussion and Conclusion

The Approach builds groups and cultivate team-work as the essential instrument in all exercises. The Approach actualizes impartial, logical and objective framework of rewards, motivating forces and control. The Approach recognizes worth commitments in time and fittingly, so as to preserve a tall level of representative inspiration and assurance. The workers concur on the portion of their execution that they know what is anticipated from them. The quest for information is unending. Anything may be the investigate carried on till presently there exists a scope for assist inquire about. In truth the existing inquire about opens the entryways for advance investigate. This consider isn't an special case to that. For the purpose of this study as it were one company has been taken, but the same investigate can be carried on by taking more number of units to create associate firm comparisons, by taking diverse units belonging to diverse divisions to create connect sectoral comparisons, by taking unitsof diverse areas/countries to discover out interregional / associate nation / interconversion contrasts on the off chance that any or by taking firms of diverse sizes to compare HR hones within the units/firms of diverse sizes etc. Encourage inquire about can be conducted by extending skyline of the perspectives or by utilizing distinctive strategies and techniques.

References

Books:

- Alvesson, M. (2001) Knowledge Work: Ambiguity, Image and Identity. Human Relations, 54(7): 863-886.
- Amit, R. and Belcourt, M. (1999) Human Resources Management Processes: A Value Creating Source of Competitive Advantage. European Management Journal, 17(2): 174-181.
- Analoui, F. (2007) Strategic Human Resource Management, UK: Thomson Learning.
- Anthony, R. N. and Govindarajan, V. (2001) Management Control Systems, New York: McGraw-Hill.
- Antonioni, D. (2000) Leading, Managing and Coaching. Industrial Management, 42(5): 27- 34.
- Armstrong, M. (1996) A Handbook of Personnel Management Practice, London: Kogan Pag

Websites:

www.heterodrugs.com , www.citehr.com, www.ask.com, www.wikipedia.com, www.hrgroup.com and www.ppspublishers.com