

# Applying Machine Learning Techniques to Detect of Cyber Attacks

**B. Neelima #1, A.Mohan Kumar Sai #2, G.Venu Babu #3,  
P.Sai Krishna #4, S.V.V Sai Kumar #5, SK.Abdulla #6**

#1 Assistant professor, Dept of CSE, Qis Institute of Technology, Ongole, Prakasam(Dt)

#2 Student, Dept of CSE, Qis Institute of Technology, Ongole, Prakasam(Dt)

#3 Student, Dept of CSE, Qis Institute of Technology, Ongole, Prakasam(Dt)

#4 Student, Dept of CSE, Qis Institute of Technology, Ongole, Prakasam(Dt)

#5 Student, Dept of CSE, Qis Institute of Technology, Ongole, Prakasam(Dt)

#6 Student, Dept of CSE, Qis Institute of Technology, Ongole, Prakasam(Dt)

---

## Abstract:

The increased usage of cloud services, developing number of web applications clients, changes in network framework that interfaces gadgets running versatile working frameworks and continually advancing organization innovation cause novel difficulties for cyber security. Accordingly, to counter emerging dangers, network security components, sensors and insurance conspires moreover need to develop, to address the necessities and issues of the clients. In this article, we center around countering arising application layer cyber attacks since those are recorded as top dangers and the fundamental test for network and cyber security. The major commitment of the article is the recommendation of machine learning way to deal with model ordinary conduct of use and to identify cyber attacks. The model comprises of examples (in form of Perl Compatible Regular Expressions (PCRE) ordinary articulations) that are acquired utilizing chart based division method and dynamic programming. The model depends on information acquired from HTTP demands produced by customer to a web worker. We have assessed our technique on CSIC 2010 HTTP Dataset accomplishing agreeable outcomes.

## Introduction

As of late the quantity of safety episodes revealed everywhere on the world has increased. The public CERTs (for example CERT Poland [1]) report that the quantity of attacks has increased essentially when contrasted with the earlier years. As per the report [1] in 2012 there were 1082 occurrences, which is an expansion of almost 80% in contrast with the earlier year, basically due to malware and phishing. The increased number of occurrences is emphatically identified with the increased number of cell phone clients who form the number of inhabitants in interface from-anyplace terminals and consistently test the customary limits of the organization security. Additionally the purported BYOD (bring your own gadget [4]) pattern uncovered the conventional security of numerous endeavors to novel and arising dangers. Large numbers of these days malwares like ZITMO (Zeus In The Mobile) don't focus on cell phone itself but instead on social affair the information about the clients, their private information and acquiring the admittance to far off services like banks and web services. There is additionally a critical number of revealed episodes that are associated with a colossal far and wide reception of the online media. This pattern affects sped up spread of various types of malwares and infections. As announced by SophosLabs [2] in 2013, botnets have gotten more broad, tough and covered and they are tracking down some hazardous new targets. Additionally, since cloud services and SaaS have been adjusted by little and medium ventures, a major test for network security emerges. Such organizations store, keep up with and transport vital information utilizing outsider foundation where conventional marks of examination can't be sent. This pattern is

possibility to get more profit from their speculation with cloud attacks, since they just need to 'hack one to hack them all'. Other notable issues like attacks on the web applications to separate information or to disseminate vindictive code actually stay strange. Cybercriminals constantly take information and appropriate their malevolent code through genuine web workers they have compromised. Also, as it is displayed in the Figure 1, the attacks on web applications comprise in excess of a portion of all episodes recognized by Kaspersky Lab [13]. The rundown of top 10 most basic dangers identified with web applications security, given by OWASP (Open Web Application Security Project) specifies 'Infusion' (counting Structured Query Language (SQL), Operating System (OS) and Lightweight Directory Access Protocol (LDAP) infusions) as a significant weakness [5]. Components, like simple exploitability and extreme effect of

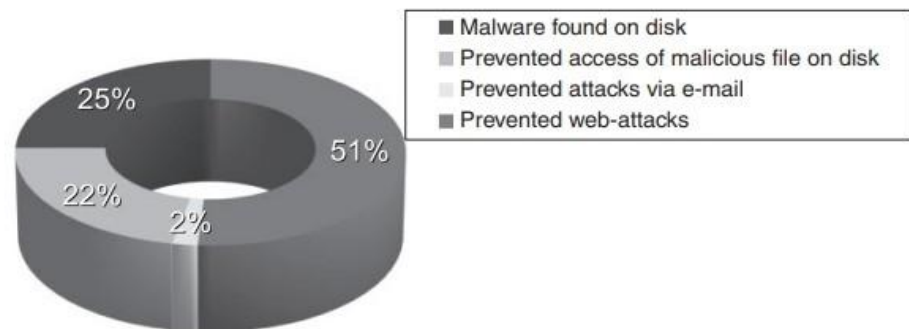


FIG. 1. The attack vectors in Western Europe and North America in the first half of 2012 [13].

possible attacks are referenced as the most essential. To perform an infusion attack, the attacker sends a basic book that abuses the linguistic structure of the designated mediator, and therefore practically any wellspring of information can be an infusion attack vector. A fruitful infusion can cause genuine results including information misfortune, debasement, absence of responsibility or the refusal of access. Also, the degree of pervasiveness is portrayed as normal, while level of perceptibility is distinguished as normal [5]. Therefore, in this article we center around distinguishing arising application layer attacks. The major commitment of this article is the recommendation of a machine learning

strategy to demonstrate ordinary conduct of utilization and recognize cyber attacks.

## Overview of machine learning methods for cyber attack detection

There are two particular classes of cyber attack detection methods, specifically signature based and inconsistency based. The machine learning procedures are utilized in the two of them. As of late machine learning-based calculations have been utilized for creating marks that will productively distinguish both the code and conduct of the vindictive code. The Network-based Signature Generation (NSG) [6], Length-based Signature Generation (LSEG) [7] and F-Sign [8] are the instances of calculations intended for computerized and quick extraction of marks of polymorphic worms. The LESG calculation focuses on those worms that utilization cradle flood attack to contaminate casualties, while the F-Sign concentrates the mark on a premise of the code of a worm (such mark can be utilized to recognize and prevent the worm from spreading). In writing there are additionally calculations like SA (Semantic Aware [9]) that are intended to produce the marks of noxious software on a premise of the organization traffic they create. Such arrangements can even appropriately distinguish noxious conduct at the point when the traffic is clamor like [9]. The peculiarity based methods for cyber attack detection ordinarily construct a model that depicts typical and unusual conduct of organization traffic. Regularly, such methods utilize three kinds of calculations taken from machine learning hypothesis, specifically unaided, semi-directed and administered. For solo learning often grouping approaches are utilized that normally adjust calculations like k-implies, fluffy c-means, QT and SVM [10–12]. The grouped organization traffic set up utilizing the referenced methodologies generally requires the choice at whatever point given group ought to be shown as noxious or not. Unadulterated solo calculations utilize a democratic telling that unquestionably the greatest groups are viewed as ordinary. That implies that network occasions that happen often have no

human job to tell which bunch ought to be considered as an unusual one. The managed machine learning methods need something like one learning stage to build up the traffic model. The learning is normally off-line and is led on the exceptionally ready (cleaned) traffic follows. There are diverse directed peculiarity based arrangements adjusting a wide scope of machine learning approaches for network attack detection. Most of arrangements commonly have two periods of attack detection, specifically include vector extraction and calculation learning stage. For instance in [18], the creators adjusted information hypothesis for cyber attack detection. Entropy and information acquire are utilized as the measurement. To identify the oddities the straight classifier was utilized. In [19] the creators utilized k-NN classifier and working framework occasions (for example the quantity of opened cycles, framework calls, and so on) to recognize strange conduct of utilizations. In [20], the creators utilized k-NN classifier and measurements like KDD Cup'99 dataset to recognize SYN Flooding, U2R (unapproved admittance to neighborhood super client) and R2L (far off to-neighborhood) attacks. Consolidated classifiers and neural nets for spam detection were utilized in [21]. In [22], the creators adjusted a factual methodology for Denial of Service (DoS) attack detection. Upon the element vectors, which incorporated various User Datagram Protocol (UDP) and Transmission Control Protocol (TCP) bundles and their sizes, the creators prepared the Naive Bayes classifier. Discrete Wavelet Transform and Matching Pursuit have been additionally effectively applied to compute highlights based on different organization boundaries [23]. The chi-square measurement was utilized to recognize application layer attacks (for example SQL Injection Attacks) in [24]. Further developed devices like Hidden Markov Models were utilized for DoS and application layer attack detection [25]. The neural organizations are additionally the broadly utilized devices for cyber attack detection. For instance, the RBF neural organizations were utilized in [26] to distinguish irregularities in network traffic.

[27], neural organizations were effectively used to distinguish UDP flooding attacks. The SVM-based methods are additionally adjusted to organize attack detection. For instance, in [28] creators consolidated SVM with DR (Dissimilarity Representation) way to deal with perceive appropriated disavowal of administration (DDoS), Remote-to-Local (R2L) and User-to-Root (U2R) attacks. The strategy was assessed with the KDD Cup'99 dataset. In writing, there are additionally arrangements connecting with a harsh set hypothesis and semi-managed learning. For instance, in [29] the creators adjusted hereditary calculation for oddity detection. The yield of the learning is a bunch of rules depicting ordinary and bizarre practices of organization traffic streams. The calculation was assessed with the DARPA dataset. The component vector contained among others IP locations of source and objective, length of TCP association and measure of moved information. Hereditary calculation and the relationship approach have been utilized to distinguish SQL Injection Attacks in [30].

### 3. The proposed method

The proposed method adjusts AI worldview. During the learning stage the marked information is needed to set up the model boundaries of the ordinary application conduct.

#### 3.1 Graph-based approach:

We propose to utilize a graph-based approach to fabricate a bunch of standard articulations that model the ordinary HTTP demands sent by customer to the web application. In such case, the graph  $G=(V,E)$  is an undirected graph with vertices  $v_i \in V$  and edges  $(v_i,v_j) \in E$  interfacing the adjoining vertices. The vertices relate to the HTTP demand in the structure (HTTP Request type, URL, boundaries). A model will be the accompanying HTTP GET Request: 'GET http://url.address param1=value1&param2=value2'. For each edge  $(v_i,v_j) \in E$  a non-negative proportion of the difference between vertices  $v_i$  and  $v_j$  is appointed. The difference is likewise called the heaviness of an edge and is indicated as  $w((v_i,v_j))$ . The subtleties of the method used to assess the divergence between two HTTP demands are introduced in the below Section.

customary articulations demonstrating the ordinary HTTP demand is formalized as graph division, where vertices like each other are doled out to something very similar part  $C_i \in S = (C_1, \dots, C_k)$ , where  $k$  shows the all out number of components. Toward the finish of the division method, every  $C_i$  segment is relegated an ordinary articulation. The calculation for graph division utilizes the method like the calculation proposed by Pedro Felzenszwalb in [15]. The calculation takes a graph  $G=(V,E)$ , with  $n$  vertices and  $m$  edges as an information and yields division components

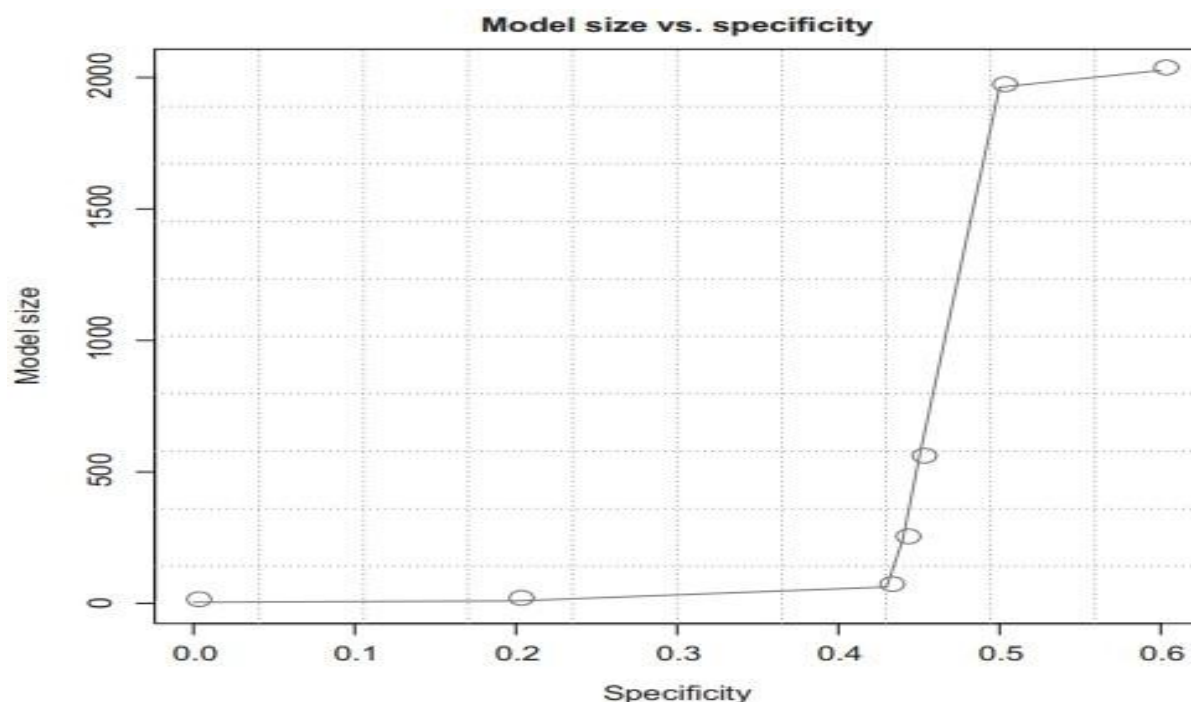


FIG. 2. Model size vs. specificity.

$S = (C1, \dots, Cr)$ . The calculation comprises of the accompanying steps:

1. For each  $(v_i, v_j) \in E$  register edge loads  $w$  (uniqueness between vertices  $v_i$  and  $v_j$ ).
2. Sort edges ascendingly as indicated by their loads  $w$  esteems.
3. Start with division  $S_0$ , where every vertex  $v$  is relegated to its own part.
4. Repeat over the arranged arrangement of edges for  $q=1, \dots, m$  and perform following advances:
5. Return  $S_m$  as a division result  $S$ .

In the proposed approach, the division components  $S$  are the ordinary articulations further clarified in Section 3.3. In other words, we will likely gathering the comparative HTTP asks for and address them with a solitary example. Truth be told, the calculation isn't simply restricted to the HTTP convention and can be handily adjusted to other sorts of printed information, as various types of log documents created by the application or data sets.

### 3.2 Estimating dissimilarities between two components

The calculation proposed by the Needleman–Wunsch [16] is broadly utilized in bioinformatics to discover the best (with regards to the predefined cost work)

arrangement of two proteins (or nucleotide) successions. The upside of the calculation is the way that it tends to be handily adjusted to adjust text groupings. The content arrangement is the way toward discovering buildup to-buildup correspondence between two successions in the manner that the request for buildups in each arrangement isn't changed. To accomplish the standardization of the score evaluating the arrangement of the two successions, we present an extra metric that is signified as  $D$  in the equation (3.1). The qualities on the right-hand side of the (3.1) allude to a scoring diagram, where 'match' shows an honor for the buildup to-buildup match, 'hole' buildup to-nothing match and 'punishment' a jumble.

### 3.3 Customary articulations

The adjusted two content arrangements can be utilized to fabricate an ordinary articulation that will coordinate with the given two groupings. The ordinary articulation is straightforwardly gotten from the yield of the Needleman–unsch calculation (see Figure 3). The normal articulation (called additionally a regex or regexp) is the grouping of exacting and meta-characters that have an uncommon importance. The buildup to-buildup matches from the yield of the Needleman–Wunsch calculation are addressed by strict characters

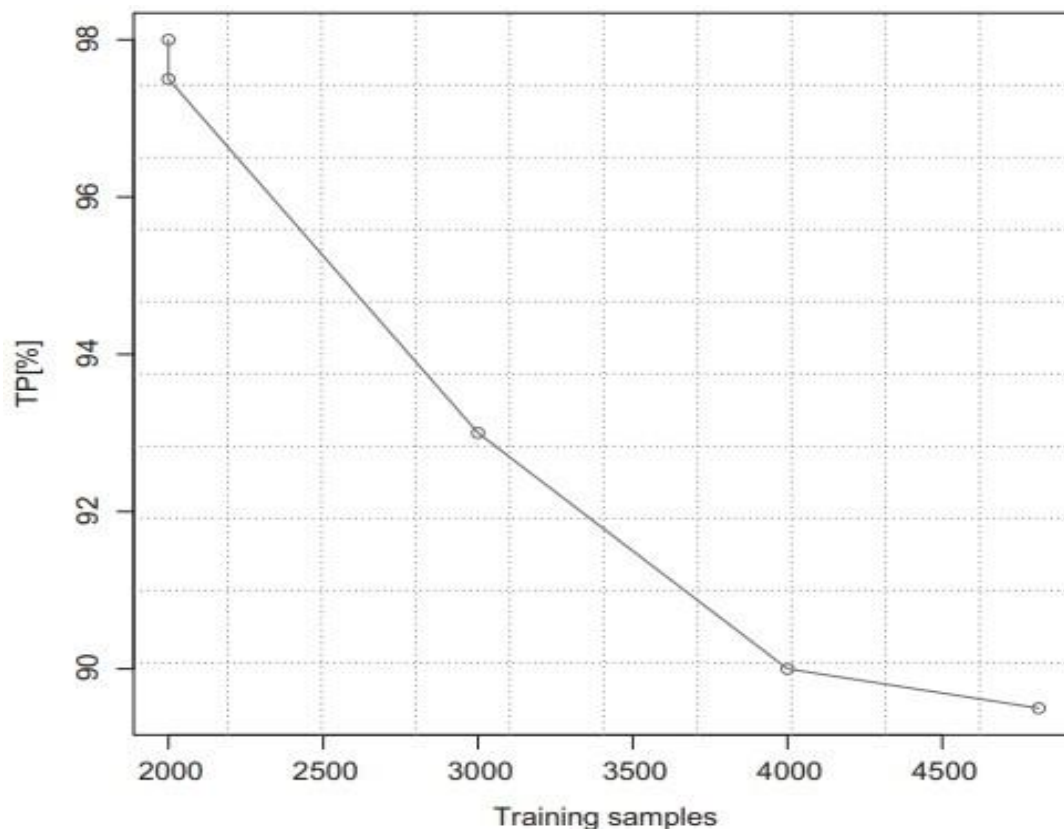
(careful words in ordinary articulation), while the holes and crisscrosses are gathered to construct the suitable example (a type of a trump card).

#### 4. Datas et description

For the analysis the CSIC'10 [17] dataset was

utilized. It contains a few huge number of HTTP convention demands dumps. The dumps have a type of the HTTP/1.1 convention (RFC 2616) and contain data about the HTTP method (GET, POST, PUT, and so on), User-Agent (name of the customer web program), HTTP header boundaries (for example reserve control, acknowledge charset, and so on), treats and payload (trait esteems are designed as KEY=VALUE). An illustration of a HTTP demand from CSIC'10 dataset is displayed. The dataset was created at the Information Security Institute of CSIC (Spanish Research Public Council) and it contains the produced traffic focused on to an internet business web application. For accommodation, the information was parted into peculiar, preparing and ordinary sets. There are more than 36,000 ordinary and 25,000 abnormal solicitations. The odd solicitations allude to a wide scope of use layer assaults, for example, SQL infusion, support flood, data gathering, records divulgence, CRLF infusion, XSS and boundary altering. Besides, the solicitations

focusing on covered up (or inaccessible) assets



are likewise considered as inconsistencies. A few models arranged to this gathering of abnormalities incorporate customer demands for: design records, default documents or meeting ID in URL (manifestations of a HTTP meeting assume control over endeavor). What is more, the solicitations, which boundaries don't have suitable configuration (for example phone number made out of letters) are additionally viewed as bizarre. As the creators of the dataset clarified such demands might not have a pernicious goal yet they don't follow the typical conduct of the web application. As indicated by the creators information, there is no other freely accessible dataset for the web assault location issue. The datasets like DARPA or KDD'99 are obsolete and don't cover a considerable lot of the real assaults.

#### 5 Experimental set-up and results

In this part, exploratory outcomes are portrayed and clarified. The method viability is accounted for utilizing traditional Detection (genuine positives), bogus positive rates and ROC bends (beneficiary working qualities). For the assessment purposes a traditional



crease cross-approval test was utilized. For each overlap a classifier is learnt and assessed. The outcomes for all folds are arrived at the midpoint of. Also, the examination with the method proposed by the creators of the CSIC'10 dataset [31] is likewise introduced. In the analysis we have contrasted two approaches with fabricate a model of traffic focusing on web worker. The outcomes are introduced through ROC bend in Figures 4 and 5. As it very well may be normal, the proposed approach works ineffectively when it sums up the entire traffic utilizing the single model (see Figure 5). At the point when the learning is led independently for every URL (for example one model for every page with HTML structure), it is feasible to accomplish fundamentally better outcomes (94.5% of assault recognition also, 4.3% of bogus positives).

For the test purposes the quantity of preparing tests were in the scope of  $< 2000, 4500 >$ . It tends to be seen that the proportion of genuine positives increments observably when  $< 80\%$  of preparing tests are given.

## 6 Conclusions

In this article, the method for application layer assault location based on AI was proposed. The model comprises of examples (in type of PCRE standard articulations) that are acquired utilizing graph-based division procedure and dynamic programming. The normal articulations are utilized for displaying the real conduct of the applications and identifying digital assaults. We additionally introduced the outcomes that demonstrate the productivity of the proposed calculation that can be successfully utilized for application layer assault location.

## References

1. CERT Polska Annual Report 2012.  
[http://www.cert.pl/PDF/Report\\_CP\\_2012.pdf](http://www.cert.pl/PDF/Report_CP_2012.pdf)
2. SOPHOS homepage  
<http://www.sophos.com>
3. Cisco Annual Report 2013.  
<http://www.cisco.com/web/about/ac49/>

- ac20/ac19/ar2013/docs/2013\_Annual\_Report.pdf
4. BYOD: Bring Your Own Device.  
<http://www.vs.inf.ethz.ch/publ/papers/rhs-byod-2004.pdf>
5. OWASP Top 10 2013.  
[https://www.owasp.org/index.php/Top\\_10\\_2013-Top\\_10](https://www.owasp.org/index.php/Top_10_2013-Top_10)
6. NSG.  
<http://www.ijcst.com/vol31/4/sridevi.pdf>
7. LESG.  
<http://www.cs.northwestern.edu/~yche n/Papers/LESG-ICNP07.pdf>
8. A. Shabtai, E. Menahem and Y. Elovici. F-Sign: automatic, function-based signature generation for malware, systems, man, and cybernetics, Part C: applications and reviews. Transactions on IEEE, 41, 494–508, 2011.
9. D. Kong, J. Gong, S. Zhu, P. Liu and H. Xi. SAS: semantics aware signature generation for polymorphic worm detection. International Journal of Information Security, 50, 1–19, 2011.
10. M. Sharma and D. Toshniwal. Pre-clustering algorithm for anomaly detection and clustering that uses variable size buckets. Recent Advances in Information Technology, 515–519, 2012.
11. M. H. A. C. Adaniya, M. F. Lima, J. J. P. C. Rodrigues, T. Abrao and M. L. Proenca. Anomaly detection using DSNS and FireflyHarmonic Clustering Algorithm. Communications (ICC), 1183–1187, 2012.
12. J. Mazel, P. Casas, Y. Labit and P. Owezarski. Sub-space clustering, Inter-Clustering Results Association and anomaly correlation for unsupervised network anomaly detection. Network and Service Management (CNSM), 1–8, 24–28 October 2011.

13. Kaspersky Lab. Security report. <http://www.securelist.com/en/analysis/204792244/Thegeography-of-cybercrime-Western-Europe-and-North-America>
14. ESET threat report 12-2012. <http://go.eset.com/us/resources/threat-trends/Global-ThreatTrends-November-2012.pdf>
15. F. Felzenszwalb and P. Huttenlocher. Efficient graph-based image segmentation. *International Journal of Computer Vision*, 59, 167–181, September 2004.
16. B. Needleman Saul and D. Wunsch Christian A general method applicable to the search for similarities in the amino acid sequence of two proteins. *Journal of Molecular Biology*, 48, 443–453, 1970.
17. CSIC 2010 HTTP Dataset in CSV format. [http://users.aber.ac.uk/pds7/csic\\_dataset/csic\\_2010http.html](http://users.aber.ac.uk/pds7/csic_dataset/csic_2010http.html)
18. Z. Zhang, J. Li, C. Manikopoulos, J. Jorgenson and J. Ucles. HIDE: a hierarchical network intrusion detection system using statistical preprocessing and neural network classification. In *Proceeding of IEEE Workshop on Information Assurance and Security*, 2001.
19. Adetunmbi Adebayo O., Falaki Samuel O., Adewale Olumide S. and K. Boniface. Network intrusion detection based on rough set and k-nearest neighbour. *International Journal of Computing and ICT Research*, 2, 60–66, 2008.
20. J. Ma and G. ZhongXu. Network anomaly detection using dissimilarity-based one-class SVM classifier. *ICPPW '09. International Conference on Parallel Processing Workshops*, 2009, 409–414, 22–25 September 2009.
21. M. Zmyslony, B. Krawczyk and M. Wozniak. Combined classifiers with neural fuser for spam detection. In: Herrero A. et al. (eds.), *Advances in Intelligent Systems and Computing*, Vol. 189, 245–252, Springer, 2012.
22. L. Feinstein, D. Schnackenberg, R. Balupari and D. Kindred. Statistical approaches to DDoS attack detection and response. In *Proceedings DARPA Information Survivability Conference and Exposition*, 2003, 1, 303–314, 2003.
23. M. Chora's, L. Saganowski, R. Renk and W. Hołubowicz. Statistical and signal-based network traffic recognition for anomaly detection. *Expert Systems*, 29, 232–245, 2012.
24. Y. Xie and S. Z. Yu. A novel model for detecting application layer DDoS attacks. In *IMSCCS '06: Proceedings of the First International Multi-Symposiums on Computer and Computational Sciences Vol. 2 (IMSCCS'06)*. Washington, DC, USA: IEEE Computer Society, pp. 56–63, 2006.
25. Y. Qiao, X. W. Xin, Y. Bin and S. Ge. Anomaly intrusion detection method based on HMM. *Electronics Letters*, 38, 663–664, 2002.
26. R. Vijayarathy, S. V. Raghavan and B. Ravindran. A system approach to network modeling for DDoS detection using a Naive Bayesian classifier, *Communication Systems and Networks (COMSNETS)*, 2011 Third International Conference on, pp. 1–10, 4–8 Jan. 2011.
27. W. Hu, Y. Liao and V. R. Vemuri. Robust anomaly detection using support vector machines. In



- Proceedings of International Conference on Machine Learning, 2003.
28. P. Barthakur, M. Dahal and M. K. Ghose. A Framework for P2P Botnet Detection Using SVM. 2012 International Conference, Cyber-Enabled Distributed Computing and Knowledge Discovery (CyberC) pp.195–200, 10–12 October 2012.
  29. W. Li. Using genetic algorithm for network intrusion detection. C. S. G. Department of Energy, Ed., pp. 1–8, 2004.
  30. M. Chora's, R. Kozik, D. Puchalski and W. Hołubowicz. Correlation approach for SQL injection attacks detection. In: Herrero A. et al (eds.), *Advances in Intelligent and Soft Computing*, 189, 177–186, Springer, 2012.
  31. H. Nguyen, C. Torrano-Gimenez, G. Álvarez, S. Petrovic and K. Franke. Application of the generic feature selection measure in detection of web attacks. In *Proceedings of International Workshop in Computational Intelligence in Security for Information Systems (CISIS 11)*, LNCS 6694, pp. 25–32, 2011.

## Author's Profile



**B. NEELIMA (M.Tech)** is currently working as Assistant Professor in CSE Department, QIS institute of technology, Ongole, Andhrapradesh, India. She has two and half years of experience in teaching



**P. Sai krishna reddy** pursuing B.Tech in Computer Science Engineering from QIS institute of technology, Ponduru road,

Vengamukkalapalem, Ongole, Prakasam Dist, Affiliated to Jawaharlal Nehru Technological University, Kakinada in 2017- 21 respectively.



**A. Mohan kumar sai** pursuing B.Tech in Computer Science Engineering from QIS institute of technology, Ponduru road, Vengamukkalapalem, Ongole, Prakasam Dist, Affiliated to Jawaharlal Nehru Technological University, Kakinada in 2017-21 respectively.



**S.v.v. Sai kumar** pursuing B.Tech in Computer Science Engineering from QIS institute of technology, Ponduru road, Vengamukkalapalem, Ongole, Prakasam Dist,

Affiliated to Jawaharlal Nehru Technological University, Kakinada in 2018-21 respectively.



**G. Venu babu** pursuing B.Tech in Computer Science Engineering from QIS institute of technology, Ponduru road, Vengamukkalapalem, Ongole, Prakasam Dist, Affiliated to Jawaharlal Nehru Technological University, Kakinada in 2017-21 respectively.



**Sk. Abdulla** pursuing B.Tech in Computer Science Engineering from QIS institute of technology, Ponduru road, Vengamukkalapalem, Ongole, Prakasam Dist, Affiliated to Jawaharlal Nehru Technological University, Kakinada in 2017-21 respectively.